




District Health Assessment for Multiple District 301 through October 2025

		Clubs							Membership							Member Strength		Cancellation		Reports			Finance	Leadership			
District Name	Status/ Number of Months in Status *	Active Clubs	Clubs in Status Quo	Total Clubs	% Status Quo Clubs in Financial Suspension	New Clubs	Cancelled Clubs	YTD Net Club Gain/Loss	Current Members In Active Clubs	Current Members In Status Quo Clubs	Current Total Members Count	YTD Add	YTD Drop	YTD NetGrowth (includes Active and Status Quo)	YTD NetGrowth% (includes Active and Status Quo)	Member Count 12 Months Ago	Average Member Count Per Club	% of Clubs with less than 20 members	Average Cancelled Club Age	Members Lost Due to Cancelled Clubs	% of Clubs Reporting Service	% No MMR in 3 Months	% No Officer Report in 12 months	% of Clubs with balance 90+ days	Number of Zone Chairs Recorded	Number of Region Chairs Recorded	District Officers Vacancies **
301A2	T(24)	108	0	108	0%	4	0	4	3821	0	3821	359	100	259	7.27%	3,328	35	15%	0	0	65%	44%	7%	35%	25	16	
301A3		32	0	32	0%	3	0	3	963	0	963	158	45	113	13.29%	925	30	31%	0	0	47%	50%	25%	50%	8	4	
301A4		34	0	34	0%	2	0	2	1171	0	1171	97	36	61	5.50%	1,107	34	21%	0	0	15%	76%	9%	85%	16	8	
301 B1		54	0	54	0%	5	0	5	1595	0	1595	201	39	162	11.30%	1,335	30	24%	0	0	72%	44%	0%	46%	18	9	
301 B2		47	2	49	100%	4	0	4	1459	60	1519	213	59	154	11.28%	1,294	31	22%	0	0	53%	49%	4%	49%	15	6	
301 C		66	0	66	0%	7	0	7	2390	0	2390	420	71	349	17.10%	1,929	36	14%	0	0	76%	33%	8%	64%	11	5	
301D1		70	0	70	0%	5	1	4	1849	0	1849	252	69	183	10.98%	1,524	26	27%	12	10	50%	50%	4%	49%	18	12	
301D2		77	1	78	100%	1	0	1	1322	2	1324	96	28	68	5.41%	2,114	17	64%	0	0	22%	71%	14%	65%	20	5	
301 E		88	13	101	100%	5	0	5	2832	231	3063	278	64	214	7.51%	2,096	32	19%	0	0	22%	69%	9%	78%	37	11	GLT
		576	16	592	100%	36	1	35	17402	293	17695	2074	511	1563	9.69%	15,652	31	26%	12	10	47%	54%	8%	57%	168	76	




District Health Assessment for Multiple District 308 through October 2025

District Name	Status/ Number of Months in Status *	Clubs							Membership							Member Strength		Cancellation		Reports			Finance	Leadership			
		Active Clubs	Clubs in Status Quo	Total Clubs	% Status Quo Clubs in Financial Suspension	New Clubs	Cancelled Clubs	YTD Net Club Gain/Loss	Current Members In Active Clubs	Current Members In Status Quo Clubs	Current Total Members Count	YTD Add	YTD Drop	YTD NetGrowth (includes Active and Status Quo)	YTD NetGrowth% (includes Active and Status Quo)	Member Count 12 Months Ago	Average Member Count Per Club	% of Clubs with less than 20 members	Average Cancelled Club Age	Members Lost Due to Cancelled Clubs	% of Clubs Reporting Service	% No MMR in 3 Months	% No Officer Report in 12 months	% of Clubs with balance 90+ days	Number of Zone Chairs Recorded	Number of Region Chairs Recorded	District Officers Vacancies **
308 A2		97	0	97	0%	2	1	1	2920	0	2920	327	38	289	10.98%	2,672	30	23%	6	0	74%	43%	2%	21%	20	7	
308 B1		72	0	72	0%	1	0	1	2114	0	2114	221	27	194	10.10%	2,002	29	28%	0	0	94%	38%	0%	14%	16	6	
308 B2		133	0	133	0%	1	3	-2	3888	0	3888	300	71	229	6.26%	4,006	29	41%	7	0	68%	34%	2%	18%	22	19	
308 B3		70	0	70	0%	3	0	3	2369	0	2369	178	29	149	6.71%	2,265	34	20%	0	0	83%	44%	3%	11%	17	8	
		372	0	372	0%	7	4	3	11291	0	11291	1026	165	861	8.26%	10,945	30	30%	7	0	78%	39%	2%	17%	75	40	




District Health Assessment for Multiple District 310 through October 2025

		Clubs							Membership							Member Strength		Cancellation		Reports			Finance	Leadership			
District Name	Status/ Number of Months in Status *	Active Clubs	Clubs in Status Quo	Total Clubs	% Status Quo Clubs in Financial Suspension	New Clubs	Cancelled Clubs	YTD Net Club Gain/ Loss	Current Members In Active Clubs	Current Members In Status Quo Clubs	Current Total Members Count	YTD Add	YTD Drop	YTD NetGrowth (includes Active and Status Quo)	YTD NetGrowth% (includes Active and Status Quo)	Member Count 12 Months Ago	Average Member Count Per Club	% of Clubs with less than 20 members	Average Cancelled Club Age	Members Lost Due to Cancelled Clubs	% of Clubs Reporting Service	% No MMR in 3 Months	% No Officer Report in 12 months	% of Clubs with balance 90+ days	Number of Zone Chairs Recorded	Number of Region Chairs Recorded	District Officers Vacancies **
310 A1	T(24)	48	0	48	0%	1	0	1	882	0	882	72	5	67	8.22%	838	18	60%	0	0	48%	63%	4%	29%	10	4	
310 A2	T(23)	43	0	43	0%	1	0	1	1191	0	1191	101	64	37	3.21%	1,220	28	47%	0	0	60%	44%	0%	5%	9	3	
310 B		41	0	41	0%	1	0	1	1280	0	1280	74	50	24	1.91%	1,220	31	22%	0	0	34%	34%	0%	12%	9	3	
310 C		44	0	44	0%	1	0	1	1263	0	1263	114	26	88	7.49%	1,172	29	41%	0	0	30%	43%	2%	5%	8	4	
310 D		80	0	80	0%	9	0	9	1682	0	1682	281	28	253	17.70%	1,495	21	44%	0	0	6%	63%	1%	23%	17	8	
310 E		69	0	69	0%	2	0	2	1386	0	1386	75	25	50	3.74%	1,272	20	54%	0	0	13%	67%	0%	29%	14	6	
		325	0	325	0%	15	0	15	7684	0	7684	717	198	519	7.24%	7,217	24	46%	0	0	28%	55%	1%	19%	67	28	




District Health Assessment for District 204 through October 2025

		Clubs							Membership							Member Strength		Cancellation		Reports			Finance	Leadership			
District Name	Status/ Number of Months in Status *	Active Clubs	Clubs in Status Quo	Total Clubs	% Status Quo Clubs in Financial Suspension	New Clubs	Cancelled Clubs	YTD Net Club Gain/ Loss	Current Members In Active Clubs	Current Members In Status Quo Clubs	Current Total Members Count	YTD Add	YTD Drop	YTD NetGrowth (includes Active and Status Quo)	YTD NetGrowth% (includes Active and Status Quo)	Member Count 12 Months Ago	Average Member Count Per Club	% of Clubs with less than 20 members	Average Cancelled Club Age	Members Lost Due to Cancelled Clubs	% of Clubs Reporting Service	% No MMR in 3 Months	% No Officer Report in 12 months	% of Clubs with balance 90+ days	Number of Zone Chairs Recorded	Number of Region Chairs Recorded	District Officers Vacancies **
204		40	0	40	0%	1	0	1	1354	0	1354	118	43	75	5.86%	1,285	34	15%	0	0	80%	38%	5%	35%	9	2	
		40	0	40	0%	1	0	1	1354	0	1354	118	43	75	5.86%	1,285	34	15%	0	0	80%	38%	5%	35%	9	2	



District Health Assessment for District 309 through October 2025

		Clubs							Membership							Member Strength		Cancellation		Reports			Finance	Leadership			
District Name	Status/ Number of Months in Status *	Active Clubs	Clubs in Status Quo	Total Clubs	% Status Quo Clubs in Financial Suspension	New Clubs	Cancelled Clubs	YTD Net Club Gain/ Loss	Current Members In Active Clubs	Current Members In Status Quo Clubs	Current Total Members Count	YTD Add	YTD Drop	YTD NetGrowth (includes Active and Status Quo)	YTD NetGrowth% (includes Active and Status Quo)	Member Count 12 Months Ago	Average Member Count Per Club	% of Clubs with less than 20 members	Average Cancelled Club Age	Members Lost Due to Cancelled Clubs	% of Clubs Reporting Service	% No MMR in 3 Months	% No Officer Report in 12 months	% of Clubs with balance 90+ days	Number of Zone Chairs Recorded	Number of Region Chairs Recorded	District Officers Vacancies **
309		109	0	109	0%	1	0	1	3621	0	3621	474	50	424	13.26%	3,389	33	40%	0	0	42%	53%	4%	16%	21	7	
		109	0	109	0%	1	0	1	3621	0	3621	474	50	424	13.26%	3,389	33	40%	0	0	42%	53%	4%	16%	21	7	



District Health Assessment for Ident 5843 - CAMBODIA,KINGDOM OF - UND through October 2025

Status/ District Number Name of Months in Status *		Clubs							Membership							Member Strength		Cancellation		Reports			Finance		Leadership		
		Active Clubs	Clubs in Status Quo	Total Clubs	% Status Quo Clubs in Financial Suspension	New Clubs	Cancelled Clubs	YTD Net Club Gain/Loss	Current Members In Active Clubs	Current Members In Status Quo Clubs	Current Total Members Count	YTD Add	YTD Drop	YTD NetGrowth (includes Active and Status Quo)	YTD NetGrowth% (includes Active and Status Quo)	Member Count 12 Months Ago	Average Member Count Per Club	% of Clubs with less than 20 members	Average Cancelled Club Age	Members Lost Due to Cancelled Clubs	% of Clubs Reporting Service	% No MMR in 3 Months	% No Officer Report in 12 months	% of Clubs with balance 90+ days	Number of Zone Chairs Recorded	Number of Region Chairs Recorded	District Officers Vacancies **
Ident 5843 - CAMBODIA, KINGDOM OF		5	0	5	0%	1	0	1	82	0	82	6	5	1	1.23%	65	16	40%	0	0	20%	60%	0%	20%	0	0	
		5	0	5	0%	1	0	1	82	0	82	6	5	1	1.23%	65	16	40%	0	0	20%	60%	0%	20%	0	0	



District Health Assessment for Ident 5845 - REP OF THE UNION OF MYANMAR - UND through October 2025

Status/ District Name of Months in Status *		Clubs							Membership							Member Strength		Cancellation		Reports			Finance	Leadership			
		Active Clubs	Clubs in Status Quo	Total Clubs	% Status Quo in Financial Suspension	New Clubs	Cancelled Clubs	YTD Net Club Gain/ Loss	Current Members In Active Clubs	Current Members In Status Quo Clubs	Current Total Members Count	YTD Add	YTD Drop	YTD NetGrowth (includes Active and Status Quo)	YTD NetGrowth% (includes Active and Status Quo)	Member Count 12 Months Ago	Average Member Count Per Club	% of Clubs with less than 20 members	Average Cancelled Club Age	Members Lost Due to Cancelled Clubs	% of Clubs Reporting Service	% No MMR in 3 Months	% No Officer Report in 12 months	% of Clubs with balance 90+ days	Number of Zone Chairs Recorded	Number of Region Chairs Recorded	District Officers Vacancies **
Ident 5845 - REP OF THE UNION OF MYANMAR		1	0	1	0%	0	0	0	20	0	20	0	0	0	0.00%	20	20	0%	0	0	0%	100%	100%	100%	0	0	
		1	0	1	0%	0	0	0	20	0	20	0	0	0	0.00%	20	20	0%	0	0	0%	100%	100%	100%	0	0	

* - District Status: P - Provisional, T - Transitional.
** - District Officers Vacancies: DG - District Governor, 1st VDG - First Vice District Governor, 2nd VDG - Second Vice District Governor.